

Apollo Caster WC S5000 SERIES

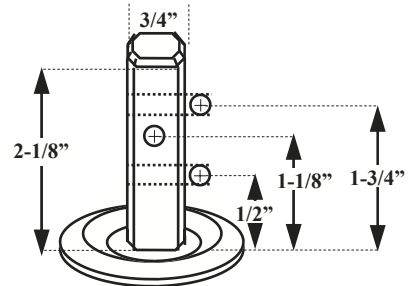
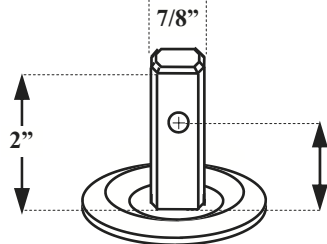
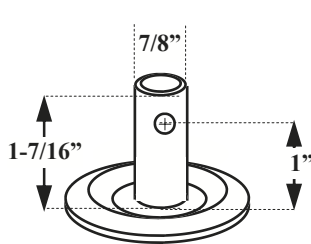
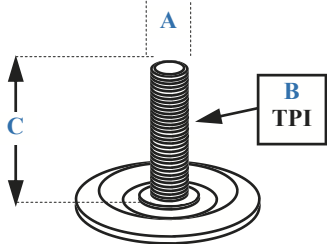
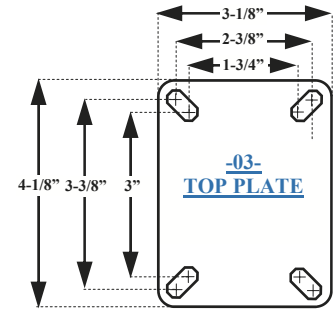
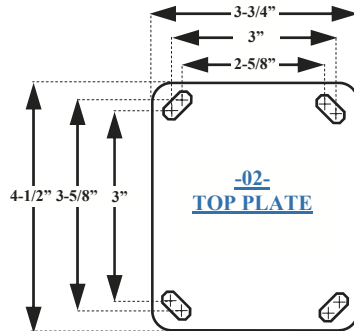
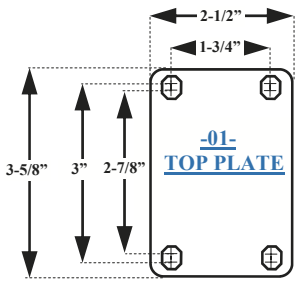


- **Economy Stainless Series: Without seals, grease or zerk fittings. Great for high temperature & economy applications.**
- **304 STAINLESS STEEL (All metal parts are made of Stainless Steel).**
- Highly resistant to conditions that would normally corrode and rust regular steel casters.
- Double ball raceways provide extra capacity & durability
- Applications: Ideal for wet, damp conditions or other corrosive environments such as wash downs, restaurants, food processing plants, hospitals & other institutional applications, etc.

WHEEL	SWIVEL #	RIGID #	REPLACE ** WITH FASTENER CODE					
			SWIVEL #	RIGID #				
3	1-1/4	SOLID POLYURETHANE POLYOLEFIN POLYOLEFIN PHENOLIC POLY-U / POLY-O (GRAY ON BEIGE) POLY-U / POLY-O (GRAY ON BEIGE) THERMAL PLASTIC RUBBER THERMAL PLASTIC RUBBER POLYURETHANE ON ALUMINUM RUBBER ON ALUMINUM YOKE AXLE & NUT	DELTRIN PLAIN SS BALL SS DSW PLAIN SS BALL PLAIN SS BALL ANNULAR ANNULAR -	300 300 300 350 250 250 210 210 350 210 350	3	4	WCS5030-**-SPU WCS5030-**-HDP WCS5030-**-HDP-SB WCS5030-**-PHN WCS5030-**-PPPG WCS5030-**-PPBG-SB WCS5030-**-TRP WCS5030-**-TRB-SB WCS5030-**-PAL WCS5030-**-RAL WCS5030-**-YAN	WCS5030R-**-SPU WCS5030R-**-HDP WCS5030R-**-HDP-SB WCS5030R-**-PHN WCS5030R-**-PPPG WCS5030R-**-PPBG-SB WCS5030R-**-TRP WCS5030R-**-TRB-SB WCS5030R-**-PAL WCS5030R-**-RAL WCS5030R-**-YAN
3-1/2	1-1/4	SOLID POLYURETHANE POLYOLEFIN PHENOLIC POLY-U / POLY-O (GRAY ON BEIGE) POLY-U / POLY-O (GRAY ON BEIGE) THERMAL PLASTIC RUBBER THERMAL PLASTIC RUBBER POLYURETHANE ON ALUMINUM RUBBER ON ALUMINUM YOKE AXLE & NUT	DELTRIN PLAIN SS DSW PLAIN SS BALL PLAIN SS BALL ANNULAR ANNULAR -	350 350 350 250 250 225 225 350 225 350	3-1/8	4-5/8	WCS5035-**-SPU WCS5035-**-HDP WCS5035-**-PHN WCS5035-**-PPPG WCS5030-**-PPBG-SB WCS5035-**-TRP WCS5035-**-TRB-SB WCS5035-**-PAL WCS5035-**-RAL WCS5035-**-YAN	WCS5035R-**-SPU WCS5035R-**-HDP WCS5035R-**-PHN WCS5035R-**-PPPG WCS5030R-**-PPBG-SB WCS5035R-**-TRP WCS5035R-**-TRB-SB WCS5035R-**-PAL WCS5035R-**-RAL WCS5035R-**-YAN
4	1-1/4	SOLID POLYURETHANE POLYOLEFIN HIGH TEMP GLASS FILLED NYLON HIGH TEMP PHENOLIC PHENOLIC POLY-U / POLY-O (GRAY ON BEIGE) POLY-U / POLY-O (GRAY ON BEIGE) THERMAL PLASTIC RUBBER THERMAL PLASTIC RUBBER POLURETHANE ON ALUMINUM RUBBER ON ALUMINUM YOKE AXLE & NUT	DELTRIN PLAIN SS BUSHING SS BUSHING SS DSW PLAIN SS BALL PLAIN SS BALL ANNULAR ANNULAR -	350 300 350 350 350 275 275 250 250 350 250 350	3-1/2	5	WCS5040-**-SPU WCS5040-**-HDP WCS5040-**-HTGFN-Z WCS5040-**-HTPHN-Z WCS5040-**-PHN WCS5040-**-PPPG WCS5040-**-PPBG-SB WCS5040-**-TRP WCS5040-**-TRB-SB WCS5040-**-PAL WCS5040-**-RAL WCS5040-**-YAN	WCS5040R-**-SPU WCS5040R-**-HDP WCS5040R-**-HTGFN-Z WCS5040R-**-HTPHN-Z WCS5040R-**-PHN WCS5040R-**-PPPG WCS5040R-**-PPBG-SB WCS5040R-**-TRP WCS5040R-**-TRB-SB WCS5040R-**-PAL WCS5040R-**-RAL WCS5040R-**-YAN
5	1-1/4	SOLID POLYURETHANE POLYOLEFIN PHENOLIC POLY-U / POLY-O (GRAY ON BEIGE) POLY-U / POLY-O (GRAY ON BEIGE) THERMAL PLASTIC RUBBER THERMAL PLASTIC RUBBER ROUND THERMAL PLASTIC RUBBER POLURETHANE ON ALUMINUM RUBBER ON ALUMINUM YOKE AXLE & NUT	DELTRIN PLAIN SS DSW PLAIN SS BALL PLAIN SS BALL GRAPHITE ANNULAR ANNULAR -	350 325 350 300 300 250 250 250 350 250 350	4	6-3/16	WCS5050-**-SPU WCS5050-**-HDP WCS5050-**-PHN WCS5050-**-PPPG WCS5050-**-PPBG-SB WCS5050-**-TRP WCS5050-**-TRB-SB WCS5050-**-RTPO WCS5050-**-PAL WCS5050-**-RAL WCS5050-**-YAN	WCS5050R-**-SPU WCS5050R-**-HDP WCS5050R-**-PHN WCS5050R-**-PPPG WCS5050R-**-PPBG-SB WCS5050R-**-TRP WCS5050R-**-TRB-SB WCS5050R-**-RTPO WCS5050R-**-PAL WCS5060R-**-RAL WCS5050R-**-YAN
6	1-1/4	SOLID POLYURETHANE POLY-U / POLY-O (GRAY ON BEIGE) THERMAL PLASTIC RUBBER YOKE AXLE & NUT	DELTRIN *BALL W/TG *BALL W/TG -	350 325 300 350	4-1/2	7-3/8	WCS5060-**-SPU WCS5060-**-PPBG WCS5060-**-TRB WCS5060-**-YAN	WCS5060R-**-SPU WCS5060R-**-PPBG WCS5060R-**-TRB WCS5060R-**-YAN

NO STAINLESS BEARINGS AVAILABLE FOR THE PAL/RAL

FASTENER DIAGRAMS



FASTENERS FOR WC S5000 SERIES		
FASTENER TYPE	CODE	SIZE
TOP PLATE	01	OVERALL SIZE: 2-1/2 x 3-5/8 BOLT HOLE PATTERN: 1-3/4 x 2-7/8 SLOTTED TO 3 ATTACHING BOLT SIZE: 5/16
TOP PLATE	02	OVERALL SIZE: 3-3/4 x 4-1/2 BOLT HOLE PATTERN: 2-5/8 x 3-5/8 SLOTTED TO 3 x 3 ATTACHING BOLT SIZE: 3/8
TOP PLATE	03	OVERALL SIZE: 3-1/8 x 4-1/8 BOLT HOLE PATTERN: 1-3/4 x 3 SLOTTED TO 2-3/8 x 3-3/8 ATTACHING BOLT SIZE: 3/8
THREADED STEM (WITH LOWER NUT UNDER RACEWAY)	21 22	A-B x C 1/2-13 x 1 1/2-13 x 1-1/2
ROUND PLAIN STEM	31	7/8 x 1-7/16 WITH 5/16 CROSS DRILLED HOLE 29/32 UP
OCTAGON STEM	41B 42	3/4 x 2-1/8 WITH 3 CROSS DRILLED HOLES 7/8 x 2 WITH 5/16 CROSS DRILLED HOLE 1" UP

OPTIONS FOR WC S5000 SERIES (Add option abbreviation to end of the caster part #)

